

# USB Driver

---

FOR USE WITH ALL MARK-10 USB DEVICES

## User's Guide

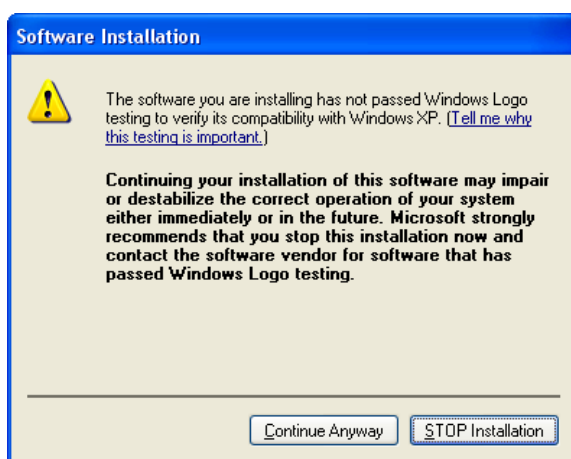


Thank you for purchasing a Mark-10 product. This document describes the setup procedure for the USB driver. Please note this driver is compatible with all Windows versions 2000 and later, **except** Windows XP 64-bit.

**Note:** Do not plug the USB cable into the PC until the driver has been installed.

Follow these installation instructions:

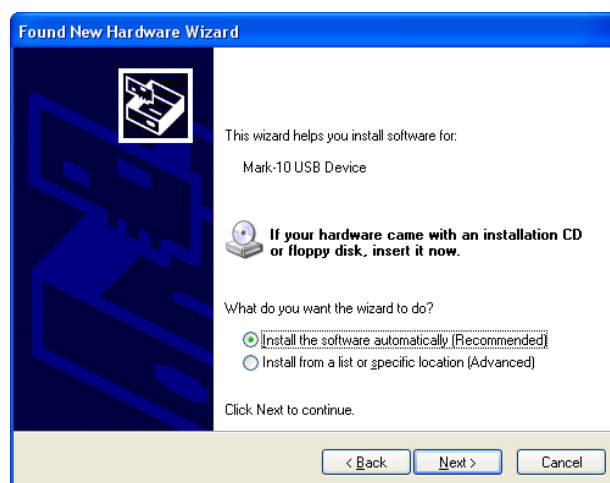
1. Navigate in Windows Explorer to the following folder on the Mark-10 Resource CD:  
"Windows\_XP\_S2K3\_Vista\_7\_8"
2. Run the application "Mark-10USBInstaller\_x64.exe" for 64-bit operating systems, or "Mark-10USBInstaller\_x86.exe" for 32-bit operating systems.
3. A screen will appear showing the installation location. Click "Install", then follow the prompts. If the following screen appears, click "Continue Anyway":



4. After installation completes, you may be prompted to restart the computer. It is recommended, although not necessary.
5. Connect the Mark-10 instrument to a USB port on the PC.
6. For Windows 7 and Windows 8, the driver will automatically be found and installed. A pop-up balloon in the System Tray will notify when the driver installation is complete. The Mark-10 USB driver is now installed and ready to use.
7. For other Windows versions, the following "New Hardware Wizard Found" screen may appear:



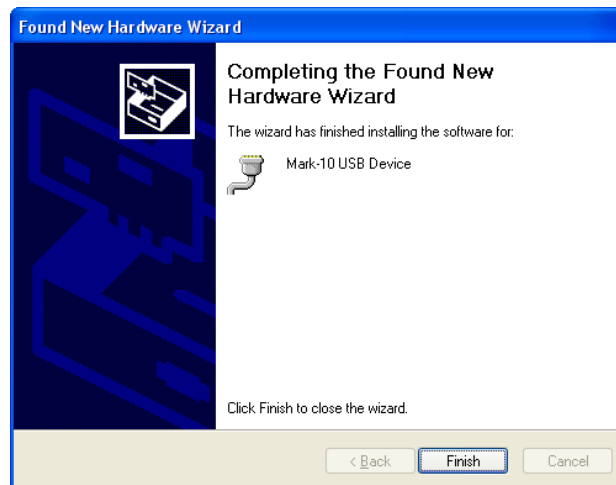
Click “No, not this time”, then click “Next”. The following screen appears:



Click “Install the software automatically (Recommended)”, then click “Next”. The following screen may appear:



Click "Continue Anyway". The following screen may appear:



Click "Finish". The Mark-10 USB driver is now installed and ready to use.

8. When communicating with data collection software, it is necessary to input the correct COM port number assigned by Windows. Refer to *Device Manager* → *Ports* → *MARK-10 USB Device* for this information.



*Mark-10 Corporation has been an innovator in the force and torque measurement fields since 1979. We strive to achieve 100% customer satisfaction through excellence in product design, manufacturing and customer support. In addition to our standard line of products we can provide modifications and custom designs for OEM applications. Our engineering team is eager to satisfy any special requirements. Please contact us for further information or suggestions for improvement.*



*We make a measurable difference in force and torque measurement*

**Mark-10 Corporation**

11 Dixon Avenue  
Copiague, NY 11726 USA  
1-888-MARK-TEN  
Tel: 631-842-9200  
Fax: 631-842-9201  
Internet: [www.mark-10.com](http://www.mark-10.com)  
E-mail: [info@mark-10.com](mailto:info@mark-10.com)